



BAY AREA
AIR QUALITY
MANAGEMENT
DISTRICT




**West Oakland
Environmental
Indicators Project**
know which way the wind blows



Steering Committee

April 3, 2024



Welcome!

Name, Affiliation/Organization

Please sign in/add comments in the sheet:

- **Member Sign In Sheet-**

https://docs.google.com/spreadsheets/d/119LwrKKPXjWSI42jcOJy3gU2nWekae_b90J2dA-5zh4/edit#gid=0


- **Meeting Attendees-**

https://docs.google.com/spreadsheets/d/1MgQK3AXZsqavbWhp_2RzfWL4_yvwvbAc7Q9FDNnSzrc/edit?usp=drive_link

Owning Our Air - West Oakland AB 617 Steering Committee Meeting

Wednesday, April 3, 2024 | 6:00 pm to 8:00 p.m.

Time	Item
6:00-6:05 pm (5 min)	Roll Call
6:05-6:10 pm (5 min)	Welcome and Co-leads Report
6:10-6:35 pm (25 min)	Follow Up from Previous Meeting
6:35-6:55 pm (35 min)	Enforcement Update <ul style="list-style-type: none">● Initial findings from CARB Enforcement● Presentation
7:15-7:55 pm (40 min)	BAAQMD 5-Year Progress Report <ul style="list-style-type: none">● Overview of report● Community descriptions update● Strategy evaluation● Implementation process● Emissions inventory update
7:55-8:00pm (5 min)	Meeting Evaluation Survey





Welcome and Co-Leads Report

WOCAP Meeting Schedule

- Quarterly meetings on Zoom
- Monthly working meetings
- Focused strategy development
- Next quarterly meeting: June 2024

The background of the slide is a blurred photograph of a meeting. Several people are seated around a table, and a laptop is visible on the table. The image is overlaid with a semi-transparent blue filter. A white rectangular border frames the central text.

Follow-Up from Feb Meeting

Prescott Greening

- Project Scope
- Project Area (Frontage Rd between 7th Street and 16th Street)
- Vegetative buffer
- \$900,000 budget



Enforcement Updates

Enforcement Updates

- California Air Resources Board
- Air District
- City of Oakland Code Enforcement
- City of Oakland Truck Parking Enforcement



CARB 2023 Enforcement Update for West Oakland

April 2024

WOEIP & CARB Enforcement Partnership

- In September 2023, WOEIP and CARB Enforcement entered a partnership agreement to respond to the community's pollution priorities and support emissions reductions in West Oakland.
- Identified priorities
 - **Diesel truck & bus idling:** No Idling signs at schools in West Oakland.
 - **Diesel truck enforcement and collecting data on truck activity after hours:** Truck emissions screening tool coupled with Automatic License Plate Reader to understand truck activity and flag potentially high emitting trucks.

Establish partnership

Identify community
priorities

Develop & implement
action-oriented strategies

Recap of CARB Heavy-Duty Truck Enforcement in 2023

WOCAP CARB Enforcement Strategy #1: Increase frequency of compliance inspections with guidance from the CSC.

WOCAP CARB Enforcement Strategy #3: Achieve compliance with the Truck & Bus regulation via Senate Bill 1.


Program	Inspections	Citations	Compliance (%)
Heavy-Duty Vehicle Inspection Program (HDVIP)	261	5	98%
Malfunction Indicator Light (MIL) Status	77	10	87%
On-Board Diagnostic (OBD) data	53	4	92%
Transportation Refrigeration Units (TRUs)	9	0	100%
Truck & Bus	80	5	94%
Total	480	24	



CARB Commercial Harbor Craft Enforcement - 2023

WOCAP CARB Enforcement Strategy #1: Increase frequency of compliance inspections with guidance from the CSC.

- CARB conducted 8 Commercial Harbor Craft (CHC) inspections in 2023 in West Oakland. None of the inspections resulted in Notices of Violations (NOVs).
- These inspections ensure CHC vessel owners have replaced older engines with newer, cleaner engines to reduce emissions of air pollutants.



CARB Port & Rail Enforcement - 2023 [1 of 3]

History of success with Ocean Going Vessel (OGV) regulations

- Statewide reductions of diesel engine use by 73% through shore power in 2022
- High inspection compliance with the low sulfur fuel regulation that reduces emissions from ships by requiring clean fuel while in California waters
- Held companies responsible for non-compliance

Ocean Going Vessel Fuels Regulation - low sulfur fuel regulation

- CARB conducted 11 OGV Fuels inspections at the Port of Oakland
- All inspections were deemed compliant
- Standard inspections (unannounced) planned for 2024



CARB Port & Rail Enforcement - 2023 [2 of 3]

2007 At Berth Regulation

- CARB completed audits for all container vessel fleets (7 fleets) at Port of Oakland visiting in 2022
- 5 fleets were compliant, and 2 fleets received a Notice of Violation; settlement negotiations are ongoing for noncompliant fleets

2020 At Berth Regulation

- Effective January 1, 2023
- Achieves further emission reductions by including smaller fleets, additional vessel types, and extends requirements to port and terminal operators.
- Conducted 76 audits for visits to Port of Oakland
 - 16 audits were compliant, 60 are pending (compliance still to be determined)
- CARB will continue to review every reported vessel visit to Port of Oakland for compliance

CARB Port & Rail Enforcement - 2023 [3 of 3]



In-Use Locomotive Regulation

- Adopted on April 27, 2023, the In-Use Locomotive Regulation will achieve emission reductions from diesel-powered locomotives and increase the use of zero-emission technology
- Working with Bay Area Air Quality Management District to resolve locomotive idling complaints



Thank you!

- **Report your pollution concerns:**
 - **BAAQMD:**
<https://www.baaqmd.gov/online-services/air-pollution-complaints>
 - **CalEPA complaint system:**
<https://calepa.my.salesforce-sites.com/complaints/Complaint>
- **Share your ideas for community-based and -led air quality projects:**
SEP@arb.ca.gov
- **Reach out to CARB directly:** helena.victoriano@arb.ca.gov

West Oakland AB 617 Compliance Update

Presented by:

Dennis Quach

Air Quality Specialist

Compliance & Enforcement Division

April 3, 2024



BAY AREA
AIR QUALITY
MANAGEMENT
DISTRICT

Compliance Verification Inspections



Previous Compliance Inspections

(Jul 2022 – Jun 2023)

Total number of source inspections: 75

64 general sources

9 asbestos inspections

2 gasoline dispensing facilities



Recent Compliance Inspections

(Jul 2023 – Feb 2024)

Total number of source inspections: 25

18 general sources

7 asbestos inspections



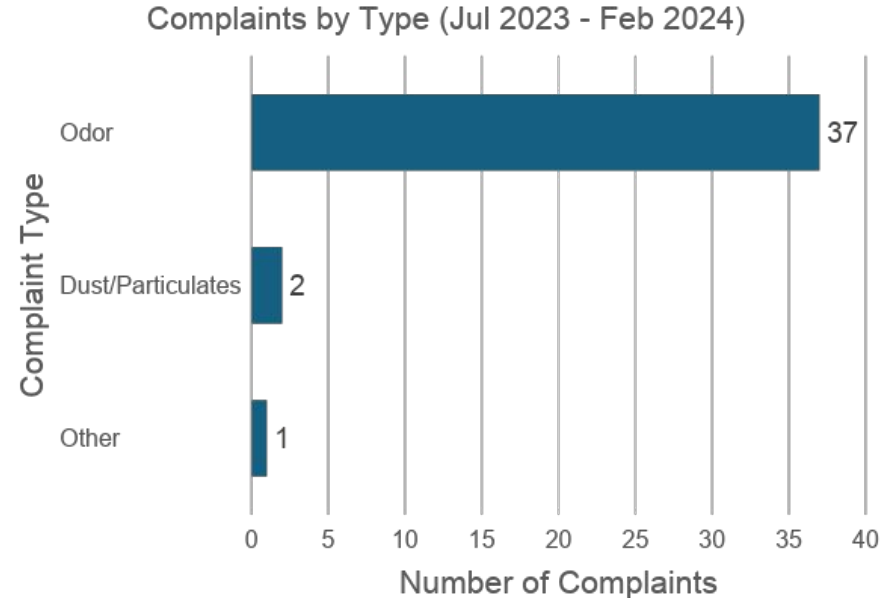
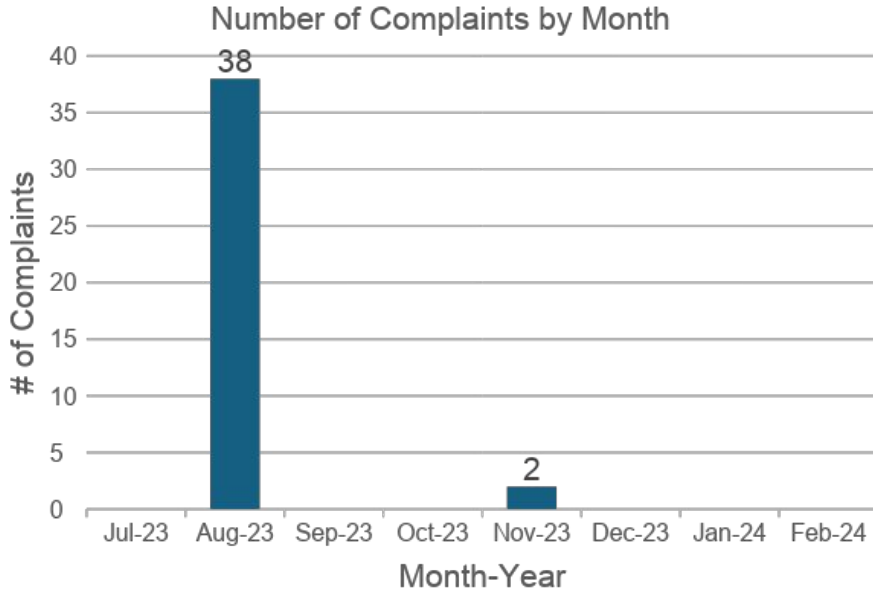
Inspection activity will increase this upcoming year

Facilities are due for inspection in this upcoming year. We anticipate enforcement activity to increase.

Complaint Data from July 2023 – February 2024

Total Complaints: **40**

- (38) Complaints were a result of the Schnitzer Steel fire incident on August 9th, 2023.
(1) Complaint received in November 2023 regarding trucks at the Port of Oakland



Notices of Violation (NOVs) from July 2023 – February 2024

Total NOVs Issued: **7**

Administrative

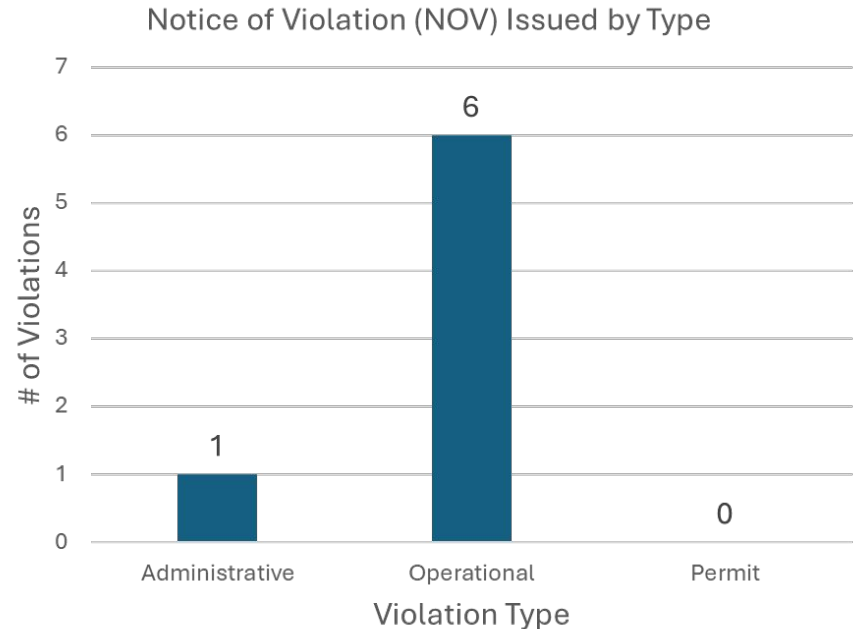
- Typically associated with recordkeeping or reporting requirements

Operational

- Emission-related, e.g., emission exceeded regulatory standard or failed source test

Permit

- Source operating without an Authority to Construct or Permit to Operate



Enforcement Progress & Next Steps


- Launched [Notice of Violation \(NOV\) web tool](#) to increase transparency and make information accessible to the public
- Developing new Complaint webtool
- Updating Air Pollution Log for community members to log observations, videos, and photos

Questions & Answers



Thank you!

Dennis Quach
Air Quality Specialist
dquach@baaqmd.gov



CITY OF OAKLAND

Code Enforcement and Truck Parking Enforcement

Enforcement in the City of Oakland



Photo credit: West Oakland Truck Management Plan

“Public Right-of-Way” (streets and sidewalks)

- **Oakland Department of Transportation** enforces truck parking locations



Photo credit: Google Maps

Private Property (parking lots, warehouses, etc.)

- **Code Enforcement Services Division of the Oakland Planning & Building Department**
 - Permitted businesses
 - Blight and nuisances

Code Enforcement Data for West Oakland

March 1, 2023 to March 1, 2024

3529 Peralta St - Operation of an **auto/truck-related use** where such a use is not permitted.

3303 San Pablo Ave - **Blighted warehouse**. It's a catering company, trucks delivering food products, and the owner is completely neglecting their building.

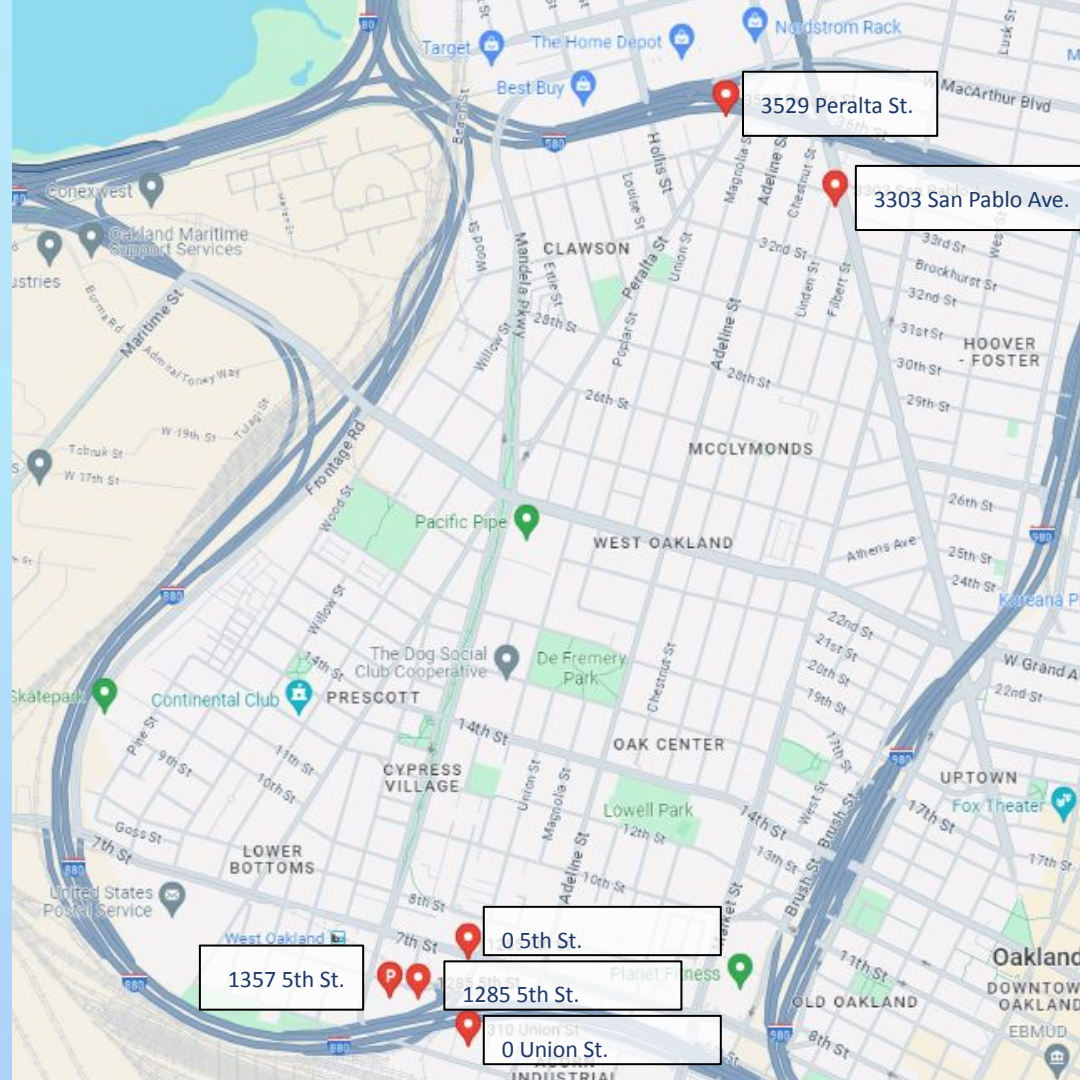
1285 5th St. Operating property for public container/chassis/tractor parking w/o permits

0 Union St - Operating property for public **container/chassis/tractor parking without permits.**

0 5th St. unapproved **storage of vehicles/trailers**

1357 5th St - Operating property for public **container/chassis/tractor parking without permits.**

Link to [Code Enforcement Data](#)



Truck Parking Enforcement for West Oakland

Michael Ford, Oakland Department of Transportation Parking & Mobility Manager

Unattached Trailer Violation Citation History: March 1, 2023 to February 29, 2024



Street	Citations
18th St.	5
20th St.	6
24th St.	2
28th St.	34
2nd St.	1
3rd St.	13
4th St.	1
5th St.	29
6th St.	1
7th St.	8
Admiral Toney	29
Baldwin St.	1
Burma Rd.	47
Campbell St.	3
Castro St.	12
East 12th St.	1
Filbert St.	33
Hegenberger Ld	1
Maritime St.	1
Martin Luther K	6
Middle Harbor	2
Poplar St.	99
San Leandro St	2
W. 14th St.	13
W. Grand Ave.	1
West St.	1
Willow St.	4
Wood St.	2
Grand TOTAL	358



WOCAP Five Year Progress Report

Five Year Progress Report Overview

Air District and Community Steering Committee assess WOCAP progress and identify remaining actions.

- A review of each WOCAP action
- If an action was modified or removed from the original WOCAP, a rationale for the modification or removal
- Identify remaining incomplete actions

Five Year Progress Report Contents

1. Implementation process description
2. Community description update:
 - a. Demographic (race/ethnicity)
 - b. Socio economic (unemployment rate, poverty and education level)
 - c. Health (life expectancy, asthma hospitalizations, cancer deaths, etc.)
3. Strategy Implementation Progress
4. Emissions inventory update

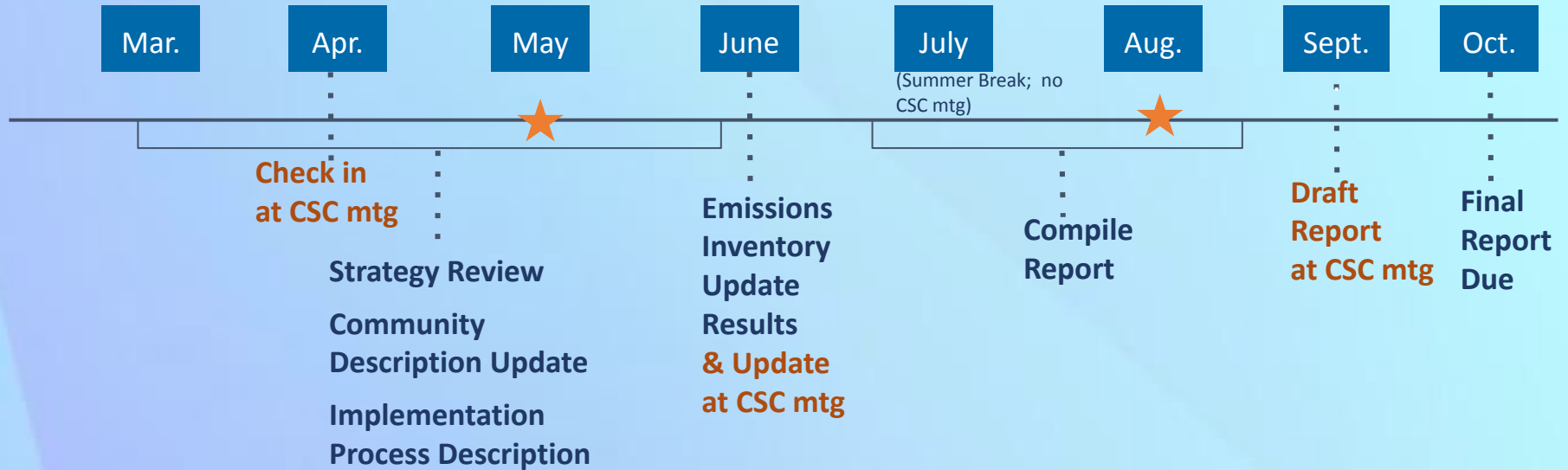
West Oakland Community Emissions Inventory

- Base year 2017
- Forecast years 2024 and 2029
- Major PM_{2.5} emission sources
 - On-road mobile (highway and surface street)
 - Port of Oakland (ships, trucks, and dust)
 - Permitted facilities

Proposed Community Emissions Inventory Update

- For base year 2017 and forecast years 2024 / 2029
 - Update on-road vehicle emissions using the **latest EMFAC model**
 - Update Port of Oakland emissions with **latest growth assumptions**
 - Update permitted facilities emissions with the **latest reporting data**
 - Estimate the impact of **new statewide regulations** and selected plan actions
- Additional inventory assessment after updates
 - Assess emission changes from 2017 to 2024
 - Identify emissions changes due to model/data updates only
 - Evaluate potential changes in source contributions

Five Year Progress Report Timeline



★ Informal updates during monthly working sessions to review progress on report



Evaluation

Monthly Post-Meeting Evaluation Survey

- You have time now to complete the survey
 - www.woeip.org/wocap-sc-survey
- We will also email the link after the meeting

Adjourn



RESERVED
PARKING
ONLY

RESERVED
PARKING
ONLY